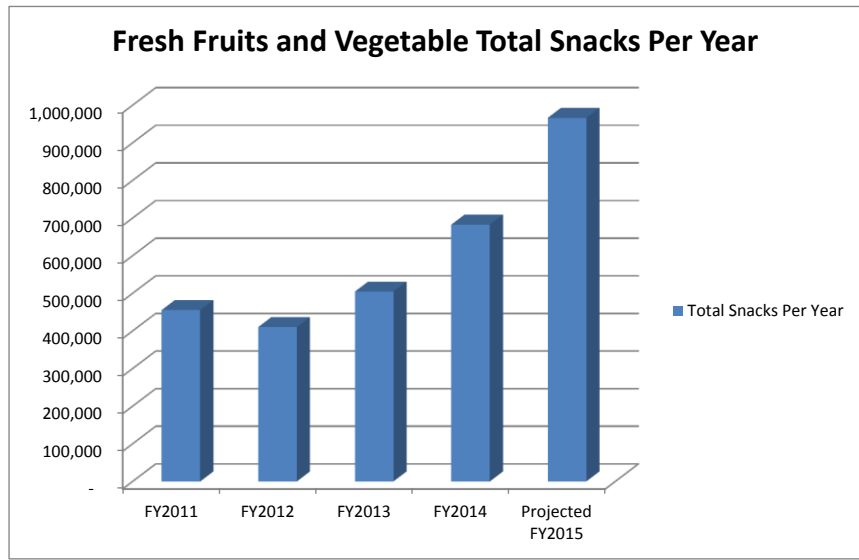
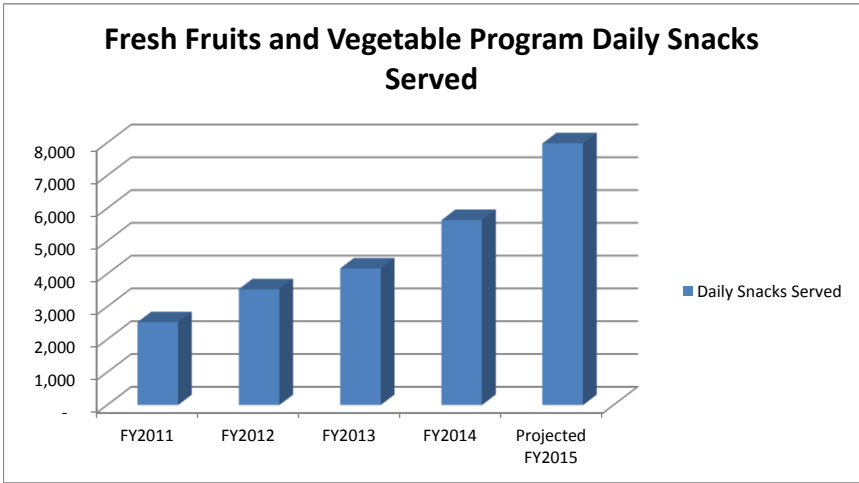
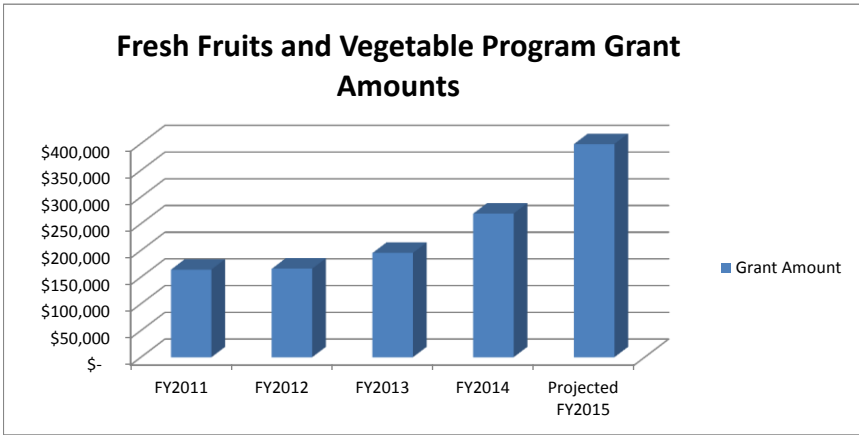


The School District of Palm Beach County
 Fresh Fruits & Vegetable Program
 FY2014 Summary



**Fresh Fruits & Vegetable Program
Summary for Wellness Report**

Participating Schools

FY2011	FY2012	FY2013	FY2014	Projected FY2015
Gove Elementary	Gove Elementary	Gove Elementary	Gove Elementary	Gove Elementary
West Gate Elementray	West Gate Elementray	West Gate Elementray	West Gate Elementray	West Gate Elementray
Palmetto Elementary	Palmetto Elementary	Palmetto Elementary	Palmetto Elementary	Palmetto Elementary
	Belle Glades Elementary	Belle Glades Elementary	Belle Glades Elementary	Belle Glades Elementary
	Pahokee Elementary	Pahokee Elementary	Pahokee Elementary	Pahokee Elementary
		Hope-Centinnial Elementary	Hope-Centinnial Elementary	Hope-Centinnial Elementary
			Barton Elementary	Barton Elementary
			South Grade Elementary	South Grade Elementary
				West Riviera
				Rosenwald
				Pine Grove Elementary
				Pioneer Park Elementary
				Rolling Green

	FY2011	FY2012	FY2013	FY2014	Projected FY2015
Number of Schools	3	5	6	8	13
Number of Serving Days Per Week	5	3	3	3	3
Number of Serving Days Per Year	180	116	121	121	121
Grant Award	\$ 164,220	\$ 165,750	\$ 195,300	\$ 269,150	\$ 399,300
Total Snack Per Day	2,530	3,537	4,169	5,641	7,986
Total Snack Per Year	455,400	410,292	504,449	682,561	966,306

	FY2011	FY2012	FY2013	FY2014	Projected FY2015
Grant Amount	\$ 164,220	\$ 165,750	\$ 195,300	\$ 269,150	\$ 399,300

	FY2011	FY2012	FY2013	FY2014	Projected FY2015
Daily Snacks Served	2,530	3,537	4,169	5,641	7,986

	FY2011	FY2012	FY2013	FY2014	Projected FY2015
Total Snacks Per Year	455,400	410,292	504,449	682,561	966,306

